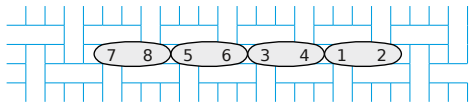


Blackwork Interlacing Design

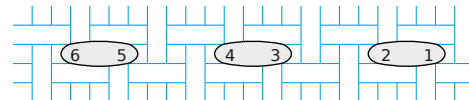
These stitches are shown worked on an evenweave fabric. For a blockweave (Aida) take each alongside or across a square.

Back Stitch

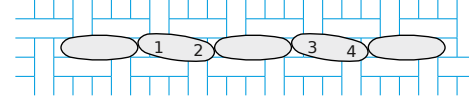


Use this stitch if you prefer it but be careful about passing behind fabric that will not be covered with stitches as the thread may 'shadow' through.

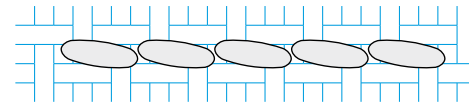
Double Running Stitch, also known as Holbein Stitch



The first part of this stitch is normal Running Stitch



A return journey then fills the gaps left by the first. If working a straight line, slant the stitches slightly by coming out at the top and going down at the bottom of the adjacent stitches.



Slanting the stitches on a straight line will make all of them slant a little bit and create a neat line.

